

*Seven Venues*


# Holiday Ideas & Games

**For Children & Parents**



**Word Search • Coloring Pages**  
**Letter to Santa • Holiday Recipes**  
**Theatre-Lovers Gift Guides**





Dear Readers:

As one of the most meaningful times of the year approaches, we want to take a moment to offer a few holiday ideas that will help you and your family appreciate the joy of the season.

The SevenVenues marketing team has assembled a theatre-themed holiday booklet full of activities and crafts for children, as well as recipes and gift guides for parents. We have also included a holiday movie guide so you won't miss any of your family's favorites.

Our friend Elf on the Shelf didn't want to miss out on any of the fun and decided to make an appearance on pages 2-20 of this booklet. See how quickly you can spot him - he didn't make it too easy!

Thank you for your support and patronage. We look forward to seeing you again soon. Until then, we wish you a peaceful and happy holiday season.

Sincerely,

SevenVenues Marketing Team







## Holiday Movie Guide

Every year around this time we welcome Buddy the Elf, Ebenezer Scrooge, The Grinch and Ralphie Parker into our living rooms. So you don't miss them, or any of your other favorite characters this holiday season, we have put together a handy theatre and musical inspired **Holiday Movie Guide**. You may have even seen some of these productions on a SevenVenues stage! Be it via network, cable, Netflix or streaming, read on to plan your holiday viewing schedule!



### Rudolph the Red-Nosed Reindeer

**CBS**  
Dec. 1 • 8 p.m.  
Dec. 12 • 8 p.m.

**FREEFORM**  
Dec. 5 • 7:40 p.m.  
Dec. 6 • 5:40 p.m.



### It's A Wonderful Life

**prime video**  
Available now

**NBC**  
Dec. 24 • 8 p.m.



### A Charlie Brown Christmas

**apple tv+**  
Dec. 11-13



### A Christmas Story

**hulu**  
Available now

**tbs**  
Dec. 25 • All Day



### Holidate

*Starring Tony winner Kristin Chenoweth*

**NETFLIX**  
Available now



### Dr. Seuss' How the Grinch Stole Christmas

**NBC**  
Dec. 25 • 8 p.m.



### Dr. Seuss' The Grinch Musical

*Starring Tony nominee Matthew Morrison*

**NBC**  
Dec. 9 • 8 p.m.  
Dec. 21 • 8 p.m.



### A Legendary Christmas with John and Chrissy

*Starring John Legend*

**NBC**  
Dec. 12 • 10 p.m.



### The Sound of Music

**abc**  
Dec. 15 • 7 p.m.



### Radio City Christmas Spectacular

*Featuring the world famous Rockettes*

**NBC**  
Dec. 2 • 10 p.m.



### A Christmas Story Live!

**FOX**  
Dec. 24 • 8 p.m.



### White Christmas (1954)

*Starring Bing Crosby, Danny Kaye, and Rosemary Clooney*

**NETFLIX**  
Available now

**amc**  
Dec. 13 • 11:30 a.m.





### Jingle Jangle: A Christmas Journey

Starring Tony winners Phylicia Rashad and Anika Noni Rose with original songs by John Legend and more


**NETFLIX**  
Available now



### Christmas on the Square

Starring Christine Baranski, Dolly Parton, Jenifer Lewis and more with original songs by Dolly Parton

**NETFLIX**  
Available now



### Tabernacle Choir with Kelli O'Hara

Featuring tony winner Kelli O'Hara and screen star Richard Thomas

**PBS**  
Dec. 14 • 7 p.m.



### Dance Dreams: Hot Chocolate Nutcracker

Featuring the career of Debbie Allen

**NETFLIX**  
Available now



### One Royal Holiday

Starring Tony nominee Aaron Tveit and Broadway veterans Laura Osnes, Victoria Clark, Krystal Joy Brown, and Tom McGowan

**hallmark TV**  
Available now

**hallmark**  
Dec. 12 • 10 a.m.



**Elf**

**hulu**  
Available now

**amc**

Dec. 3 • 8 p.m.  
Dec. 6 • 8 p.m.  
Dec. 8 • 8 p.m.  
Dec. 9 • 6 p.m.  
Dec. 12 • 7 p.m.  
Dec. 14 • 8 p.m.



### Miracle on 34th Street (1994)

**Disney+**  
Available now

**prime video**  
Available now

**FREEFORM**

Dec. 1 • 1 p.m.  
Dec. 2 • 11 a.m.  
Dec. 16 • 1:35 p.m.  
Dec. 17 • 10:30 a.m.  
Dec. 20 • 9:30 a.m.  
Dec. 21 • 12:30 p.m.  
Dec. 22 • 8:30 a.m.



### Disney's A Christmas Carol

**Disney+**  
Available now

**FREEFORM**

Dec. 1 • 11 a.m.  
Dec. 3 • 4 p.m.  
Dec. 6 • 12:15 p.m.  
Dec. 9 • 2 p.m.  
Dec. 13 • 12 p.m.  
Dec. 17 • 4 p.m.  
Dec. 18 • 12:15 p.m.







All gifts below are  
hyperlinked for your  
shopping convenience.  
Simply click on the  
image to purchase!

## Gift Guide for Theatre & Music Lovers

Looking for the perfect gift to surprise the Broadway, theatre or music lover in your life?

With everything from cookbooks and ornaments to board games and wall calendars, we've curated the best gifts to help you check everyone off your list this holiday season.



### **Broadway HD Subscription**


*Stream your favorite Broadway  
hits anytime, anywhere*

**Monthly subscription: \$8.99/month**


**Yearly subscription: \$99.99/year**




# BOOKS




**A is for Audra: Broadway's Leading Ladies from A to Z**  
Broadway Children's Theater Book  
**\$14.99**




**The Hamilton Book of Challenges**  
Hamilton Activity Book  
**\$10**




**Recipes for the Good Life**  
Cookbook by Patti LaBelle  
**\$14.99**



**Guy Fieri Family Food**  
Cookbook by Guy Fieri  
**\$9**



**Baking with the Cake Boss**  
Dessert Cookbook by Buddy Valastro  
**\$16.19**



**Broadway Barks**  
Children's book by Bernadette Peters  
**\$14.33**



**Broadway Baby**  
Children's book by Rusell Miller and Judith A. Proffer  
**\$24.95**



# COLLECTIBLES

**Baby Simba Ornament**  
**\$25**



## On Broadway Calendar 2021 Bundle

Includes 12" x 12" wall calendar and over 100 calendar stickers  
**\$13.95**



**One Short Day**  
Ceramic Wicked Mug  
**\$25**

**Hamilton Snow Globe**  
**\$125**



**Fiddler on the Roof Figurine**  
Cast resin figurine measuring 3" tall with felt bottom  
**\$17.95**





# GAMES AND PUZZLES



## Lauren Daigle's Home for Christmas Bundle

Includes t-shirt, tie dye kit, Look Up Child puzzle, Behold CD, a set of 5 canvases, 10 paintbrushes of various sizes, and paint kit.

**\$85**

## Rolling Stone: The Music Trivia Game Where Legends are Made

4+ player game that contains over 150 well-known artists from the 1960s to the 2010s

**\$12.98**



## Playbill Broadway Cover Jigsaw Puzzle


1000 piece jigsaw puzzle

**\$19.99**

## Kids on Stage: The Charades Game for Kids

2-6 player charades board game for ages 3+

**\$8.07**



## Be A Broadway Star!

2-6 Player Board Game

**\$39.99**

## Encore: You Got the Word... Can You Sing the Song?

2+ player singing board game for ages 8+

**\$19.99**





# Holiday Party Ideas for Parents







# Holiday Playlist

A festive soundtrack is essential to set the mood for any holiday gathering. From timeless classics to modern favorites, get the holly jolly rolling with this SevenVenues Broadway holiday playlist.

**Kristin Chenoweth**  
*I'll Be Home for Christmas*

**A Christmas Story: The Musical**  
*A Kid at Christmas*

**Elf: The Musical**  
*Sparklejollytwinklejingley*

**A Year with Frog and Toad**  
*Merry Almost Christmas*

**Bernadette Peters**  
*Have Yourself A Merry Little Christmas*

**Rudolph the Red-Nosed Reindeer: The Musical**  
*A Holly Jolly Christmas*

**Barbara Streisand**  
*Jingle Bells*

**Josh Groban**  
*O Holy Night*

**Idina Menzel  
Ft. Billy Porter**  
*I Got My Love to Keep Me Warm*

**Fiddler on the Roof**  
*Sabbath Prayer*

**White Christmas**  
*Let Yourself Go*

**Mame**  
*We Need a Little Christmas*

**Kristin Chenoweth**  
*The Christmas Waltz*

**Bette Midler**  
*Cool Yule*

**Leslie Odom Jr.**  
*Last Christmas*

**Matthew Morrison**  
*This Christmas*

**Elf: The Musical**  
*A Christmas Song*

**A Christmas Carol: The Musical**  
*Christmas Together*

**The Last 5 Years**  
*The Schmuel Song*

Click on the Spotify or YouTube logo to be taken directly to this list!







# Sweet Recipes for Christmas & Hanukkah

Baking for friends and sharing family recipes is a great way to share the joy of the season. Sufganiyot, candied pecans and hot chocolate are bound to satisfy even the crankiest of Grinch.



## Cranberry Brie Bites

[Via Delish](#)

### INGREDIENTS

- 1 (8-oz.) tube crescent dough
- Cooking spray, for pan
- Flour, for surface
- 1 (8-oz.) wheel of brie cheese
- 1/2 cup whole berry cranberry sauce
- 1/4 cup chopped pecans
- 6 sprigs of rosemary cut into 1" pieces

### DIRECTIONS

1. Preheat oven to 375° and grease a mini muffin tin with cooking spray. On a lightly floured surface, roll out crescent dough, and pinch together seams.
2. Cut dough into 24 squares. Place squares into muffin tin slots.
3. Cut brie into small pieces and place inside the crescent dough. Top with a spoonful of cranberry sauce, some chopped pecans, and one little sprig of rosemary.
4. Bake until the crescent pastry is golden, about 15 minutes.



A close-up photograph showing a pair of hands rolling white dough into smooth balls on a dark, reflective surface. The hands are positioned to shape the dough, with fingers gently pressing and rolling it.

# Pull Apart Christmas Tree

[Via Delish](#)

## INGREDIENTS

- 1 pound refrigerated pizza dough
- Egg wash (1 egg whisked with 1 tbsp water)
- 7 mozzarella sticks
- 1/4 cup melted butter
- 1/2 cup finely grated Parmesan
- 1 tablespoon thinly sliced basil
- 1 tablespoon chopped parsley
- 1 tablespoon chopped rosemary
- Marinara, warmed (for serving)

## DIRECTIONS

1. Preheat oven to 450°. Line a large baking sheet with parchment paper. Cut mozzarella sticks into 1-inch pieces and set aside.
2. On a floured surface, divide pizza dough into two pieces. Stretch and roll each piece of dough into a long rectangle, then cut dough into 2-inch squares (you'll need 33 total).
3. Wrap a dough square around each piece of mozzarella, forming a tightly sealed ball. Place balls seam-side down on the baking sheet in the shape of a Christmas tree (they should be touching). Brush egg wash on dough balls and bake until golden, 15 to 20 minutes.
4. Meanwhile, whisk together melted butter, Parmesan and herbs. Brush on baked pizza balls. Serve warm with marinara for dipping.





# Sufganiyot

*Via Epicurious*

## INGREDIENTS

- 1 tablespoon (1 package) dry yeast
- 4 tablespoons sugar
- 3/4 cup lukewarm milk or warm water\*
- 2 1/2 cups all-purpose flour
- Pinch of salt
- 1 teaspoon ground cinnamon
- 2 eggs, separated
- 2 tablespoons (1/4 stick) butter or pareve margarine, softened\*
- Apricot or strawberry preserves
- Sugar
- Vegetable oil for deep-frying

**Note:** \*Use butter and milk if serving at a milk meal, and water and pareve margarine for a meat meal

## DIRECTIONS

1. Mix together the yeast, 2 tablespoons of the sugar, and the milk. Let sit to make sure it bubbles.
2. Sift the flour and mix it with the remaining sugar, salt, cinnamon, egg yolks, and the yeast mixture.
3. Knead the dough until it forms a ball. Add the butter or margarine. Knead some more, until the butter is well absorbed. Cover with a towel and let rise overnight in the refrigerator.
4. Roll out the dough to a thickness of 1/8 inch.
5. Cut out the dough into 24 rounds with a juice glass, or any object about 2 inches in diameter.
6. Take 1/2 teaspoon of preserves and place in center of 12 rounds. Top with the other 12. Press down at edges, sealing with egg whites. Crimping with the thumb and second finger is best. Let rise for about 30 minutes.
7. Heat 2 inches of oil to about 375°. Drop the doughnuts into the hot oil, about 5 at a time. Turn to brown on both sides. Drain on paper towels.
8. Roll the doughnuts in sugar.







## Pineapple Fritters

[Via Kosher](#)

### INGREDIENTS

- 8 pineapple slices, 1/2 inch thick
- 4 eggs, separated
- 2 tablespoons potato starch dissolved in 2 tablespoons cold water
- 2 tablespoons sugar

### DIRECTIONS

1. **Batter:** Beat egg whites with wire whisk until frothy.
2. Add yolks, starch and sugar and beat until smooth.
3. Dip fruit slices into batter, coating completely.
1. **Prepare:** Heat oil or chicken fat in heavy skillet.
2. Fry slices over medium heat on both sides until golden.

## Melted Snowman Sugar Cookies

[Via Betty Crocker](#)

### INGREDIENTS

- 1 pouch Sugar Cookie Mix
- 1 pouch cookie icing in white, red, blue, and green
- 1 tube black Decorating Gel
- 1 pouch Candy Shop decors rainbow chips
- 1 bottle Chocolate Sprinkles
- 12 marshmallows

### DIRECTIONS

1. Follow baking directions on sugar cookie pouch, dividing dough evenly into 12 round cookies.
2. On cooled cookies, draw a "snow puddle" with White Cookie Icing. TIP: Draw the outline of the puddle, then go back and fill in the shape.
3. While the icing is still wet, immediately place a marshmallow to one side of the cookie.
4. Once the icing and marshmallow have set, pipe two "branches" onto each cookie using black gel. Add fingers with chocolate sprinkles.
5. Using a small dot of white cookie icing, stick two "coal" eyes and a nose onto the marshmallow with Rainbow Chips. Pipe a small dot for the mouth with black gel.
6. Using blue, red, or green cookie icing; carefully draw scarves around the base of the marshmallow. Using a small dot of white cookie icing, stick three "coal" buttons beneath the scarf with Rainbow Chips.
7. Allow cookies to set for at least one hour before serving.







## Homemade Hot Chocolate

*Via Martha Stewart*

### INGREDIENTS

- 3 1/2 cups sugar
- 2 1/4 cups cocoa
- 1 tablespoon table salt
- Whole milk for serving

### DIRECTIONS

1. In a large bowl, combine sugar, cocoa, and salt, and whisk to combine well. Store the mixture in an airtight container.
2. For individual servings, pour 1 cup whole milk into a microwave-safe mug, and microwave on high just until hot. Add 2 tablespoons of cocoa mix, and stir to dissolve. For a larger batch of cocoa, warm the milk in a saucepan set over medium-low heat, taking care not to let the milk boil; as it warms, stir in 2 tablespoons of mix for each cup of milk.

## Slow Cooker Candied Pecans

*Via Delish*

### INGREDIENTS

- 1 cup sugar
- 1/2 cup brown sugar
- 1 tablespoon cinnamon
- 1 teaspoon cloves
- 1 teaspoon kosher salt
- 2 egg whites
- 1 teaspoon vanilla
- Cooking spray, for slow-cooker
- 6 cups pecans

### DIRECTIONS


1. In a medium bowl, whisk together sugars, cinnamon, cloves and salt. Set aside.
2. In another medium bowl, combine egg whites and vanilla. Whisk until frothy.
3. Spray slow-cooker with non-stick cooking spray. Add pecans to the Crock-Pot. Pour egg white mixture over pecans and stir until coated. Pour sugar mixture over and stir again until pecans are fully coated.
4. Cook on low for 3 hours, stirring every half hour. If sugar isn't dissolving, add water 1 tablespoon at a time. When finished, remove nuts from slow-cooker and cool in a single layer.





# Party Games

Holiday parties call for games, and one of the best for any aged group is charades. Not only is the game simple, but it is sure to fire up a night of fun! Brush off your old drama club skills, embrace your theatrical side and get ready to laugh with these Broadway inspired party games.



## Much Ado About Mad Libs

A party favorite, this version of Mad Libs includes 21 of Shakespeare's most famous sonnets and plays. Take turns writing your own story, or collaborate on one story, and read them aloud to watch hilarity ensue. To VERB or not to VERB? That is the question.



## Heads Up App

Love playing charades games? Described by Cosmopolitan as "the best dollar you've spent", the Heads Up app is just that, a fun twist on charades and one of the best games to play with friends – and includes a Broadway category! You'll have a blast guessing the names of Broadway stars, musicals, and plays.



## Encore

Clear your throat and grab a mug of honey tea. Great for music fans of all ages, the goal of Encore is to sing as many song lyrics you can with the given word from a drawn card. It's your time to put all those Broadway musical soundtracks you've memorized to use.



## Reverse Charades

A classic twist on the traditional charades game, Reverse Charades turns your entire group into a Broadway acting troupe. Instead of one person acting out the word, a whole team works together to help that one person guess the word.

Click on  
game image  
to purchase!





# Holiday Activities for Children







## Letter to Santa

Parents, here are some tips on how your child can send a letter to Santa Claus.

### INSTRUCTIONS

- Have the child write a letter to Santa.
- Place the letter in an envelope addressed to: **Santa Claus, North Pole.**
- Write a personalized response to the child's letter and sign it "From Santa."
- Insert both letters into an envelope and address it to the child.
- Add the return address: **SANTA, NORTH POLE**, to the envelope.
- Ensure a First-Class Mail stamp is affixed to the envelope.
- Place the complete envelope into a larger envelope, with appropriate postage, and address it to:

**NORTH POLE POSTMARK POSTMASTER  
4141 POSTMARK DR  
ANCHORAGE AK 99530-9998**

### Example:

Santa North Pole RETURN ADDRESS HERE	 SEASON'S GREETINGS NORTH POLE STATION NORTH POLE, AK 99705 STAMP HERE
_____ _____ _____ CHILD'S NAME AND ADDRESS HERE	

The USPS recommends sending your letters by December 7 so that they can be received by the Anchorage, AK, Postmaster no later than December 14.

Print the next page in this booklet or [click here](#) to download a Letter to Santa template.



Dear Santa,

This Christmas, I am \_\_\_\_\_ years old.

This year, I have been... ☐ good all of the time  
☐ good some of the time  
☐ naughty (but nice!)

What I would like most this Christmas is...

\_\_\_\_\_ and \_\_\_\_\_

And I promise to leave out \_\_\_\_\_ for you!



Merry Christmas, Santa!

Love, \_\_\_\_\_

P.S. Please say "Hi" to \_\_\_\_\_ for me!





## HOLIDAY CRAFTING

The holidays are a month away, but the decorating can start now! Personalize your decor this year with some homemade, DIY holiday crafts. We'd love to see your finished creations - share photos of your masterpiece on social media using the hashtag **#SevenVenues** for a chance to be featured on SevenVenues Facebook and Instagram pages. Happy crafting!

### Paper Snowflakes

*[Via First Stage](#)*

#### DIRECTIONS

**Tip:** Snowflakes in nature have six sides and folding a 6-sided snowflake is easy! It's all about how you fold it before you cut.

1. Begin with a square piece of paper.
2. Fold the square of paper diagonally to make a triangle.
3. Fold this larger triangle in half to make a smaller triangle.
4. Point the triangle tip down to become the bottom of your paper. Fold the smaller triangle into thirds.
5. Cut through all the layers of paper at an angle close to that drawn in orange.
6. Throw away the top half.
7. Cut fun designs out of the bottom half.
8. Carefully unfold and display your masterpiece!





## Recycled Toilet Paper Tube Snowman

[Via Frugal Momem](#)

### SUPPLIES

- Toilet paper tubes
- Glue
- Scissors
- White paint
- Paintbrush
- Paint markers
- Felt
- Pipe cleaners
- Pom poms

### DIRECTIONS

1. Paint the toilet paper tube white. It may need a second coat. Allow paint to dry completely before moving on to the next step.
2. Cut strips of felt and then tie the felt around the toilet paper tube.
3. Use scissors to fringe the ends of the felt.
4. Add a dab of glue to secure the scarf in place. Cut pipe cleaners just long enough to bend over the top of the toilet paper tube. (about 3 inches) Bend the pipe cleaners into a curved shape.
5. Glue the pipe cleaners onto the toilet paper tube.
6. Glue pom poms on top of where you glued the pipe cleaners down.
7. Use a pink paint pen to draw on rosy cheeks. You can outline the cheeks with a darker pink if you like.
8. Use a black paint pen to draw on eyes, eyebrows, a mouth and coal buttons on the chest. Use an orange paint pen to draw on a carrot nose. Use a white paint pen to add expression to the eyes.

## Reindeer Pot

[Via All Free Crafts](#)

### SUPPLIES


- Terra cotta clay pot or plastic pot
- Red pompom or small wad of red tissue paper
- Googly eyes
- Craft fun foam
- Gold pipe cleaner
- Red thin ribbon
- Silk holly leaves or use what you have
- Printed ear pattern

### DIRECTIONS

1. Paint the pot brown if needed.
2. Glue on the googly eyes and the red pompom.
3. Draw your own ear pattern onto fun foam and cut out. Starting in the center of the pot, glue the ears on to the pot.
4. Bend the gold pipe cleaner in two loops and glue it in place, in front of the ears.
5. Add the holly leaves or other Christmas foliage, then tie a bow from thin red or green ribbon and glue the box in front of the leaves.







# PRINTABLES

Coloring pages and activities to print at home!





## Holiday Crossword

### ACROSS

- These beings help Santa make toys for children all over the world.
- This falls out of the sky when it is cold outside.
- This animal helps Santa fly his sleigh.
- This is the name of the Pole where Santa's workshop is located.
- This is made when you gather snow together and form it into a round shape.

### DOWN

- This occurs when there is too much snow in the sky and on the ground.
- This is the sound Santa makes while walking.
- This is the man who flies all over the world and gives gifts to children.
- This is the famous reindeer that lights the way on cloudy nights for Santa.
- These objects hang on trees.
- This is the sled that holds Santa and all of the world's gifts.



## Holiday Word Scramble

WOSN

ERTE

HCYENIM

LAOCR

NGGEGO

EDBNGEIRRG

OYLHL

LSTAKE

ITTSNME

ACOCO

RCCUNAEKTR

OANSIETITP

IENSTL

LUEY

---

---

---

---

---

---

---








# RUDOLPH

THE  
RED-NOSED REINDEER™

THE MUSICAL







Find everything imaginable at [Crayola.com](https://www.crayola.com)











Find everything imaginable at [Crayola.com](https://www.crayola.com)





Find everything imaginable at [Crayola.com](https://www.crayola.com)







# Thank You

**We hope you enjoyed this activity book. For the latest show information, please visit [SevenVenues.com](https://SevenVenues.com) or follow us on social media. We can't wait to see you again soon!**

*Seven Venues*

